

Go to :

www.impactpe.eu

Go to LOGIN

Αθηναίων Hotel :: Τρίκολλος ©: X New Tab X Home X +

www.impactpe.eu/site/index.php/en/ impactpe.eu

CONTACT US LOGIN

P.E. IMPACT

HOME ABOUT PE PROJECT ESTIMATE NETWORK EDUCATION MEASURE AGENCIES PROJECTS DATA LOGIN

ERASMUS+ PROJECT

IMPACT PE

Identification & Motivation of Youth who mostly need Physical ACTivity

Latest News

www.impactpe.eu/site/index.php/en/login

Enter username & password & Create your profile



Username * sakispap

Password * ●●●●●●●●

Remember me

LOG IN

[FORGOT YOUR PASSWORD?](#)

[FORGOT YOUR USERNAME?](#)

Go to DATA & select ACTIVITY PACKAGE FILES

P.E. IMPACT

HOME ABOUT PE PROJECT ESTIMATE NETWORK EDUCATION MEASURE AGENCIES PROJECTS **DATA** LOGIN

HOME / LOGIN

Profile

Name	Papaioannou
Username	sakispap
Registered Date	Tuesday, 09 May 2017
Last Visited Date	Wednesday, 10 May 2017


Basic Settings

Editor	No Information Entered
Time Zone	No Information Entered
Frontend Language	No Information Entered


ACTIVITY PACKAGE FILES

MEASURE EXCEL FILES

EDIT PROFILE

Co-funded by the 

www.impactpe.eu/site/index.php/en/login/profile#

P.E. Promotes 

One folder for each "Activity Package" (AP). Below "print screens" about the content of each folder.

The screenshot shows the P.E. IMPACT website interface. At the top right, there are links for "CONTACT US" and "LOGIN". The main navigation menu includes: HOME, ABOUT PE PROJECT, ESTIMATE NETWORK, EDUCATION, MEASURE, AGENCIES PROJECTS, DATA (underlined), and LOGIN. There are also search and social media icons (Facebook and YouTube).

Impact Files Tree

- Overview
 - AP0 HELP [1]
 - AP1 COORDINATION - MANAGEMENT [10]
 - AP2 IMPACT WEBSITE
 - AP3 MEASURE DEVELOPMENT [5]
 - AP4 DATA COLLECTION
 - AP5 EDUCATIONAL MATERIAL
 - AP6 ONLINE TEACHER EDUCATION
 - AP7 DATA ANALYSIS
 - AP8 DISSEMINATION
 - AP9 PROJECT EVALUATION [1]

Latest Files Added

- 1_Duda & Nicholls 1992 Dimensions of Achievement Motivation in Schoolwork and Sport
2017-05-09
AP3 MEASURE DEVELOPMENT/AP32_item_pool/4 goals_IM_thoughts_affect_in_PE
- Measurement invariance of the Behavioural Regulation in Sport Questionnaire when completed by young athletes across five European countries
2017-05-09
AP3 MEASURE DEVELOPMENT/AP32_item_pool/4 goals_IM_thoughts_affect_in_PE
- 1_Lonsdale_et_al_2008
2017-05-09
AP3 MEASURE DEVELOPMENT/AP32_item_pool/4 goals_IM_thoughts_affect_in_PE
- Sallis Self-efficacy Scale for exercise
2017-05-09
AP3 MEASURE DEVELOPMENT/AP32_item_pool/5 attitudes_intent_self_regulat_efficity_after_school_sport_exerc
- Haas et al 2010_PAAI_PA Self efficacy
2017-05-09
AP3 MEASURE DEVELOPMENT/AP32_item_pool

An "EDIT" button is visible at the bottom right of the "Latest Files Added" section.

APOHELP Contains this file and the F4, which is the file from the Application Form related to Aps.

The screenshot shows a web browser window with the URL www.impactpe.eu/site/index.php/en/component/jdownloads/category/56-apo-help?Itemid=315. The page features the ImpactPE logo and a navigation menu with items like HOME, ABOUT PE PROJECT, ESTIMATE NETWORK, EDUCATION, MEASURE, AGENCIES PROJECTS, DATA, and LOGIN. Below the navigation, there are icons for Overview, Search, Up, and Add. A dropdown menu is open, showing 'APo HELP'. The main content area displays 'Category: APo HELP' and a file listing for 'APo HELP' with 'Files: 1'. The file listing shows a file named 'How_to_read_and_save_in_it' with a download icon. Below the file listing is an 'Information' table.

Information	
Created	09-05-2017
Created by	VASSILIS BOUGLAS
Size	736.5 KB
Downloads	0

Each folder contains sub-folders depending on the activities and deliverables. For example, AP1 COORDINATION – MANAGEMENT contains sub-folders for all the IMPACT Meetings (e.g., Kick-off meeting), AP2 IMPACT WEBSITE folder contains a sub-folder with the name Website Study etc.

Activity Package Files

www.impactpe.eu/site/index.php/en/data/activity-package-files

Εργαστήριο Suggested Sites Google Gmail ud mail Facebook RTE Foreca.com YouTube TEDAA - DPSS - Ηο Επαγγελματικό

IMPACT

HOME ABOUT PE PROJECT ESTIMATE NETWORK EDUCATION MEASURE AGENCIES PROJECTS DATA LOGIN

Impact Files Tree

- Overview
- AP0 HELP [1]
- AP1 COORDINATION - MANAGEMENT [10]
 - Kick-off Meeting-workshop_1 [10]
 - Meeting-workshop_2
 - Meeting-workshop_3
 - Meeting-workshop_4
 - Meeting-workshop_5
 - Meeting-workshop_6
- AP2 IMPACT WEBSITE
 - Website Study
- AP3 MEASURE DEVELOPMENT [5]
 - AP3.2_item_pool [5]
 - 3.PE_perc_climate_needs_satisfact
 - 4.goals_IM_thoughts_affect_in_PE [3]
 - 5.attitudes_intent_self_regulat_efficacy_after_ [2]
 - 6.PA_behavior_in_PE
 - 7.Sport_PA_environment_after_school_barriers_h...
 - 8.goals_IM_thoughts_affect_in_after_school_spor...
 - 9.PA_sport_exercise_behav_in_after_school_self...
- AP4 DATA COLLECTION
- AP5 EDUCATIONAL MATERIAL
- AP6 ONLINE TEACHER EDUCATION
- AP7 DATA ANALYSIS
- AP8 DISSEMINATION
- AP9 PROJECT EVALUATION [1]

Latest Files Added

- 1. Duda & Nicholls, 1992 Dimensions of Achievement Motivation in Schoolwork and Sport
2017-05-09
AP3 MEASURE DEVELOPMENT/AP3.2_item_pool/goals_IM_thoughts_affect_in_PE
- Measurement invariance of the Behavioural Regulation in Sport Questionnaire when completed by young athletes across five European countries
2017-05-09
AP3 MEASURE DEVELOPMENT/AP3.2_item_pool/attitudes_intent_self_regulat_efficacy_after_school_sport_item
- 1. Lonsdale, et al, 2008
2017-05-09
AP3 MEASURE DEVELOPMENT/AP3.2_item_pool/goals_IM_thoughts_affect_in_PE
- Sallis Self-efficacy Scale for exercise
2017-05-09
AP3 MEASURE DEVELOPMENT/AP3.2_item_pool/attitudes_intent_self_regulat_efficacy_after_school_sport_item
- Haas et al 2010_PAAI_PA Self efficacy
2017-05-09
AP3 MEASURE DEVELOPMENT/AP3.2_item_pool/attitudes_intent_self_regulat_efficacy_after_school_sport_item

EDIT

EN 9:28 AM 10/5/2017

For example, if you check sub-folder “Kick-off Meeting workshop_1”, you will find inside **10 pdf files** with deliverables about this meeting.

The screenshot shows a web browser window displaying the ImpactPE website. The URL is www.impactpe.eu/site/index.php/en/component/fdownloads/category/9-kick-off-meeting-workshop-1?Itemid=315. The website has a navigation menu with links for HOME, ABOUT PE PROJECT, ESTIMATE NETWORK, EDUCATION, MEASURE, AGENCIES PROJECTS, DATA, and LOGIN. There are also social media icons for Facebook and YouTube.

The main content area shows a category filter set to "Kick-off Meeting-workshop_1". Below this, there is a sub-folder named "Kick-off Meeting-workshop_1" with a date range of "30-21 March 2017, Iraklia, GR" and a file count of "Files: 10".

The "Files" section displays two files:

- KICK-OFF MEETING INTRODUCTION**:
 - Created: 22-03-2017
 - Created by: VASSILIS BOUKLAKIS
 - Size: 420 MB
 - Downloads: 0
- Kickoff Coordination IMPACT**:
 - Created: 22-03-2017
 - Created by: VASSILIS BOUKLAKIS
 - Size: 324 MB
 - Downloads: 0

The Windows taskbar at the bottom shows the system tray with the date and time: 9:30 AM, 10/5/2017.

Each folder contains sub-folders depending on the activities and deliverables. **In the next few months we will work on the “AP3 MEASURE DEVELOPMENT”** folder and the following sub-folder “AP3.2_item_pool”, which contains other sub-folders relating to each group of measures we need to use (next).



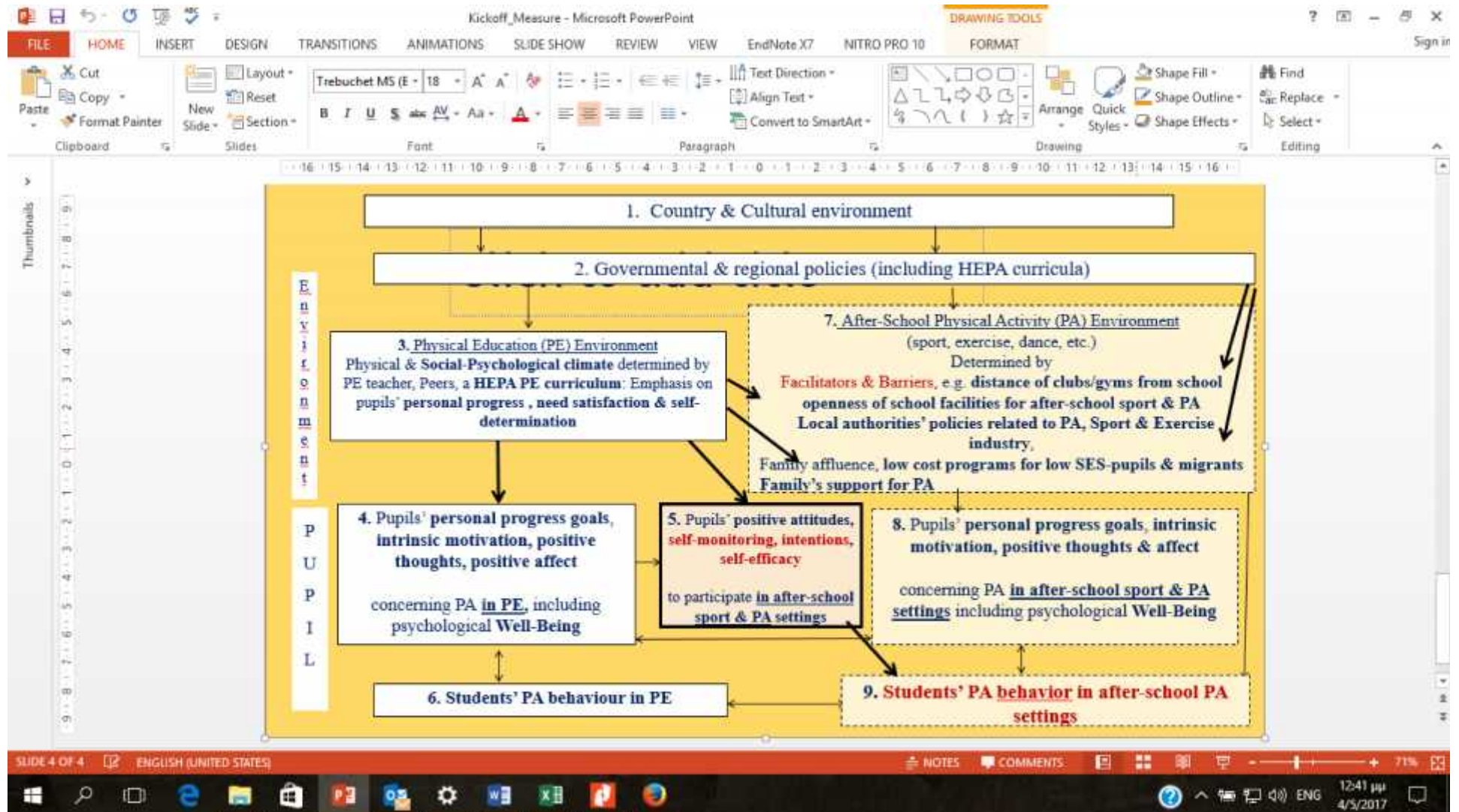
AP3.2_item_pool folder contains the files below. There is a sub-folder for each measuring instrument based on the groups of measures we need to deliver (see next page). In each sub-folder you will share the pdf files for every instrument you suggest in the excel file respectively.

The screenshot shows the Impact PE website interface. The top navigation bar includes links for HOME, ABOUT PE PROJECT, ESTIMATE NETWORK, EDUCATION, MEASURE, AGENCIES PROJECTS, DATA, and LOGIN. The main content area is divided into two sections:

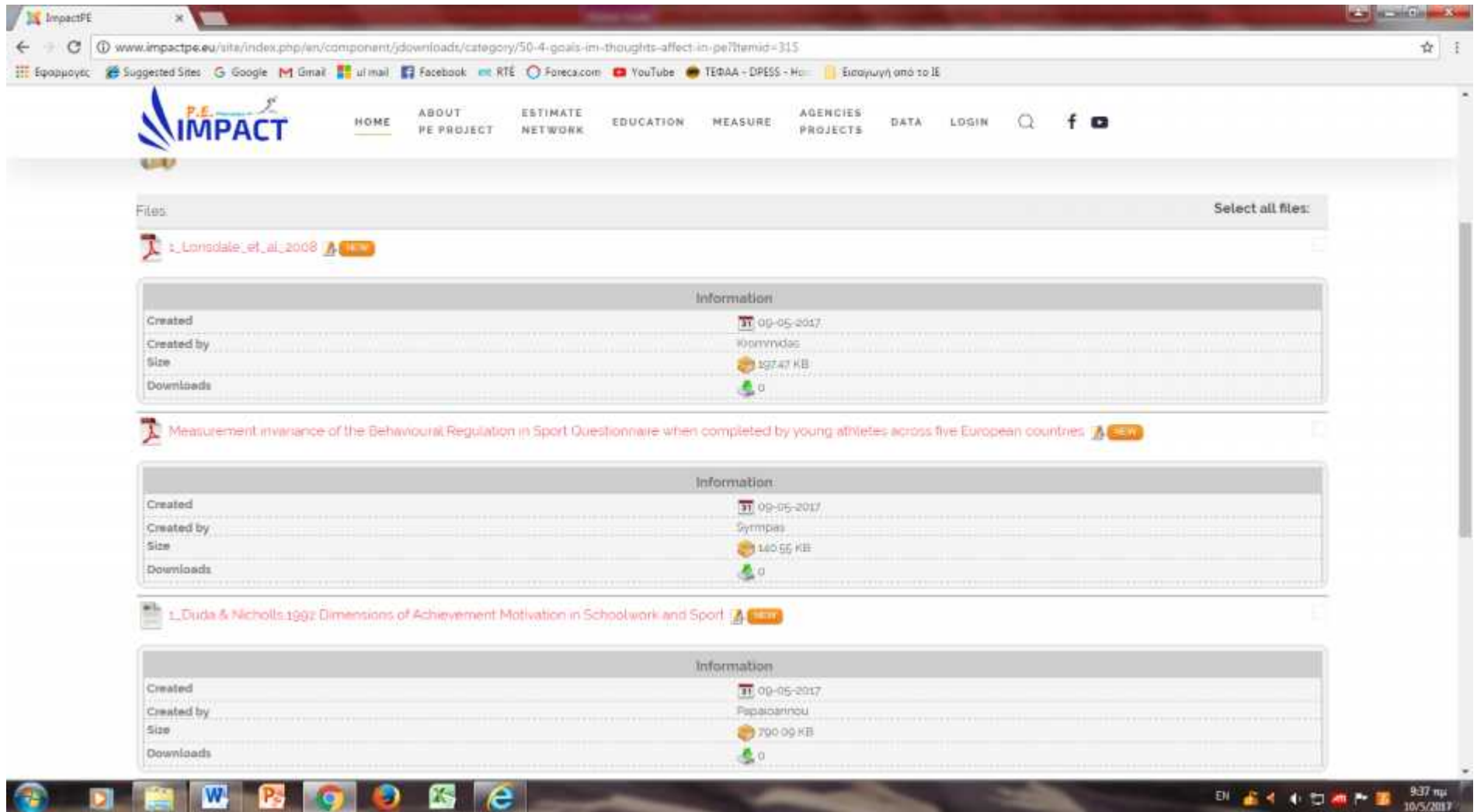
- Impact Files Tree:** A hierarchical list of folders and files. The 'AP3 MEASURE DEVELOPMENT[S]' folder is expanded to show the 'AP3.2_item_pool[S]' sub-folder, which contains several files related to PE, goals, and self-regulation.
- Latest Files Added:** A list of recently added files, including research papers and scales, with their respective dates and file paths.

The taskbar at the bottom shows various application icons and the system clock indicating 9:28 on 10/5/2017.

Structure of “groups of measures”



For example, if you check folder "4goals_IM_thoughts_affect_in_PE", you will see that Papaioannou, Sympas & Krommidas have suggested the following 3 pdf files/ papers related to this group of measurs.



The screenshot shows a web browser window displaying the ImpactPE website. The URL is www.impactpe.eu/site/index.php/en/component/jdownloads/category/50-4-goals-im-thoughts-affect-in-pe?Itemid=315. The website header includes the ImpactPE logo and navigation links: HOME, ABOUT PE PROJECT, ESTIMATE NETWORK, EDUCATION, MEASURE, AGENCIES PROJECTS, DATA, LOGIN, and search/social media icons. The main content area is titled "Files:" and contains three entries, each with a file icon, title, and an information table.

Information	
Created	09-05-2017
Created by	Krommidas
Size	19747 KB
Downloads	0

Information	
Created	09-05-2017
Created by	Sympas
Size	14055 KB
Downloads	0

Information	
Created	09-05-2017
Created by	Papaioannou
Size	70009 KB
Downloads	0

For example, if you check sub-folder “5.attitudes_intent_self_regulat_efficacy_after_school_sport_exerc”, you will see that Krommidas suggested 2 pdf files for this area of measures

The screenshot shows a web browser window displaying the ImpactPE website. The URL is www.impactpe.eu/site/index.php/en/component/jdownloads/category/51-5-attitudes-intent-self-regulat-efficacy-after-school-sport-exerc?Itemid=315. The website header includes the ImpactPE logo and navigation links: HOME, ABOUT PE PROJECT, ESTIMATE NETWORK, EDUCATION, MEASURE, AGENCIES PROJECTS, DATA, LOGIN, and social media icons for Facebook and YouTube. Below the header, there are navigation icons for Overview, Search, Up, and Add. The main content area shows the category '5.attitudes_intent_self_regulat_efficacy_after_school_sport_exerc' with a search filter and sorting options (Default, Name, Author, Date). A folder icon represents the category, and it contains 2 files. The files listed are:

- Haas et al 2010_PAAI_PA Self efficacy**: Created 09-05-2017, Created by Krommidas, Size 158.85 KB, Downloads 0.
- Sallis Self-efficacy Scale for exercise**: Created 09-05-2017, Created by Krommidas, Size 107.41 KB, Downloads 0.

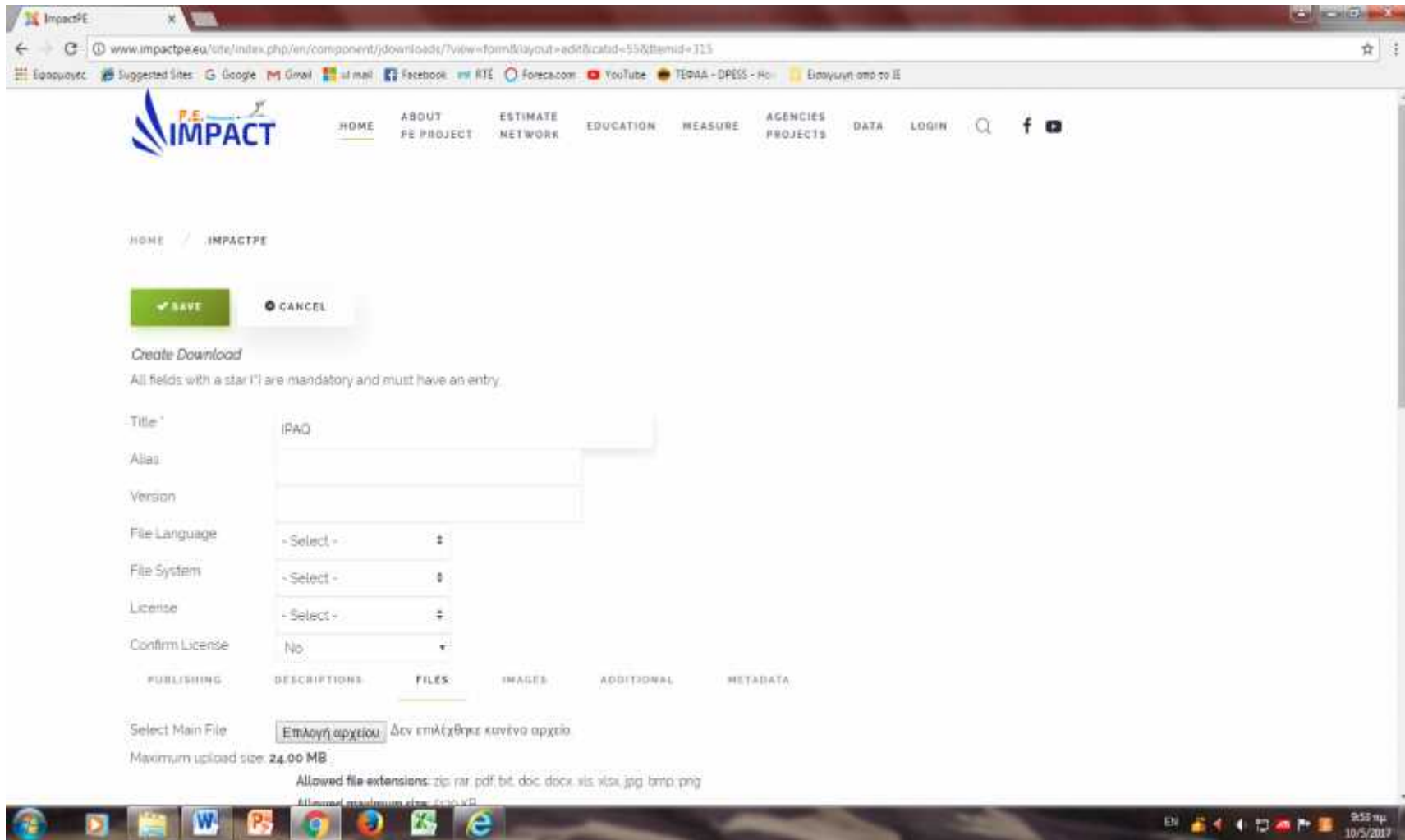
The Windows taskbar at the bottom shows the system tray with the date 10/5/2017 and time 9:39 AM.

HOW TO ADD NEW FILES INSIDE THE SUB-FOLDERS

For example, in the sub-folder “9.PA_sport_exercise_behav_in_after_school_settings”, I want to add a new measure, a new pdf file. Check sub-folder “9.PA_sport_exercise_behav_in_after_school_settings” and then check **Add**.

The screenshot shows a web browser window displaying the ImpactPE website. The address bar shows the URL: www.impactpe.eu/site/index.php/en/component/downloads/category/55-9-pa-sport-exercise-behav-in-after-school-settings?Itemid=315. The website header includes the ImpactPE logo and a navigation menu with items: HOME, ABOUT PE PROJECT, ESTIMATE NETWORK, EDUCATION, MEASURE, AGENCIES PROJECTS, DATA, LOGIN, and social media icons for Facebook and YouTube. Below the header, there is a sub-menu with 'HOME' selected. A toolbar contains icons for Overview, Search, Up, and Add. A search bar on the right contains the text '9.PA_sport_exercise_behav'. Below the toolbar, the category is identified as '9.PA_sport_exercise_behav_in_after_school_settings'. A list of files is shown, but it is empty, with the text 'No files are available yet for this category.' and a 'Back' button. At the bottom, there is a footer with 'Co-funded by the' and the European Union flag, and the ImpactPE logo. The Windows taskbar at the bottom shows the date and time as 9:52 AM on 10/5/2017.

Here in the field **Title**, write the file name e.g. “IPAQ”



Then, select Main File (check Browse) to select the file you want to add e.g. “van der Plog et al 2010 Validation IPAQ CSA” (select & Open)

The screenshot shows the ImpactPE website interface with an 'Open' dialog box overlaid. The website has a header with the Impact logo and navigation links. Below the header is a 'Create Download' section with a form for uploading a file. The form includes fields for Title, Alias, Version, File Language, File System, License, and Confirm License. The 'Select Main File' section is currently empty, with a message 'Επιλογή αρχείου' (File selection) and 'Δεν επιλέχθηκε κανένα αρχείο.' (No file selected). The 'Maximum upload size' is 24.00 MB, and the 'Allowed file extensions' are zip, rar, pdf, bit, doc, docx, xls, xlsx, jpg, bmp, png. The 'File Size' field is empty, and the 'File Date' field is empty. The 'Select Preview File' section is also empty, with a message 'Επιλογή αρχείου' (File selection) and 'Δεν επιλέχθηκε κανένα αρχείο.' (No file selected). The 'Maximum upload size' is 24.00 MB, and the 'Allowed file extensions' are mp3, mp4.

The 'Open' dialog box is titled 'Open' and shows the file explorer for the 'IPAQ' folder. The file list is as follows:

Name	Date modified	Type
Craig et al 2003 IPAQ 11-Country-Reliability-and-Validity	4/4/2017 9:20 πμ	Adobe Acrobat D
IPAQ_English_self-admin_short	17/1/2010 1:50 πμ	Adobe Acrobat D
IPAQ_LONG_SELF_02-11-14[1]	21/12/2010 4:36 πμ	Adobe Acrobat D
Maddison et al 2007 Validation DLW IPAQ NZPAQ	5/4/2012 11:39 πμ	Adobe Acrobat D
Papathanasiou et al 2009 Reliability of Short Form IPAQ	29/1/2011 11:45 πμ	Adobe Acrobat D
Rangul et al 2008 Validation WHO Quest with IPAQ	4/4/2013 5:22 πμ	Adobe Acrobat D
Telford et al 2004 Validity of CLASS_CSA accelerometer	27/3/2011 2:33 πμ	Adobe Acrobat D
van der Plog et al 2010 Validation IPAQ CSA	21/1/2014 2:28 πμ	Adobe Acrobat D
Wang 2013 IPAQ GT3X validation Chinese	21/1/2014 2:15 πμ	Adobe Acrobat D

The 'File name' field is empty, and the 'Open' button is highlighted.



Create Download

All fields with a star (*) are mandatory and must have an entry.

Title *

Alias

Version

File Language

File System

License

Confirm License

PUBLISHING DESCRIPTIONS **FILES** IMAGES ADDITIONAL METADATA

Select Main File

Maximum upload size: 24.00 MB

Allowed file extensions: zip rar pdf bit doc docx xls xlsx jpg bmp png

Allowed maximum size: 5120 KB

File Size

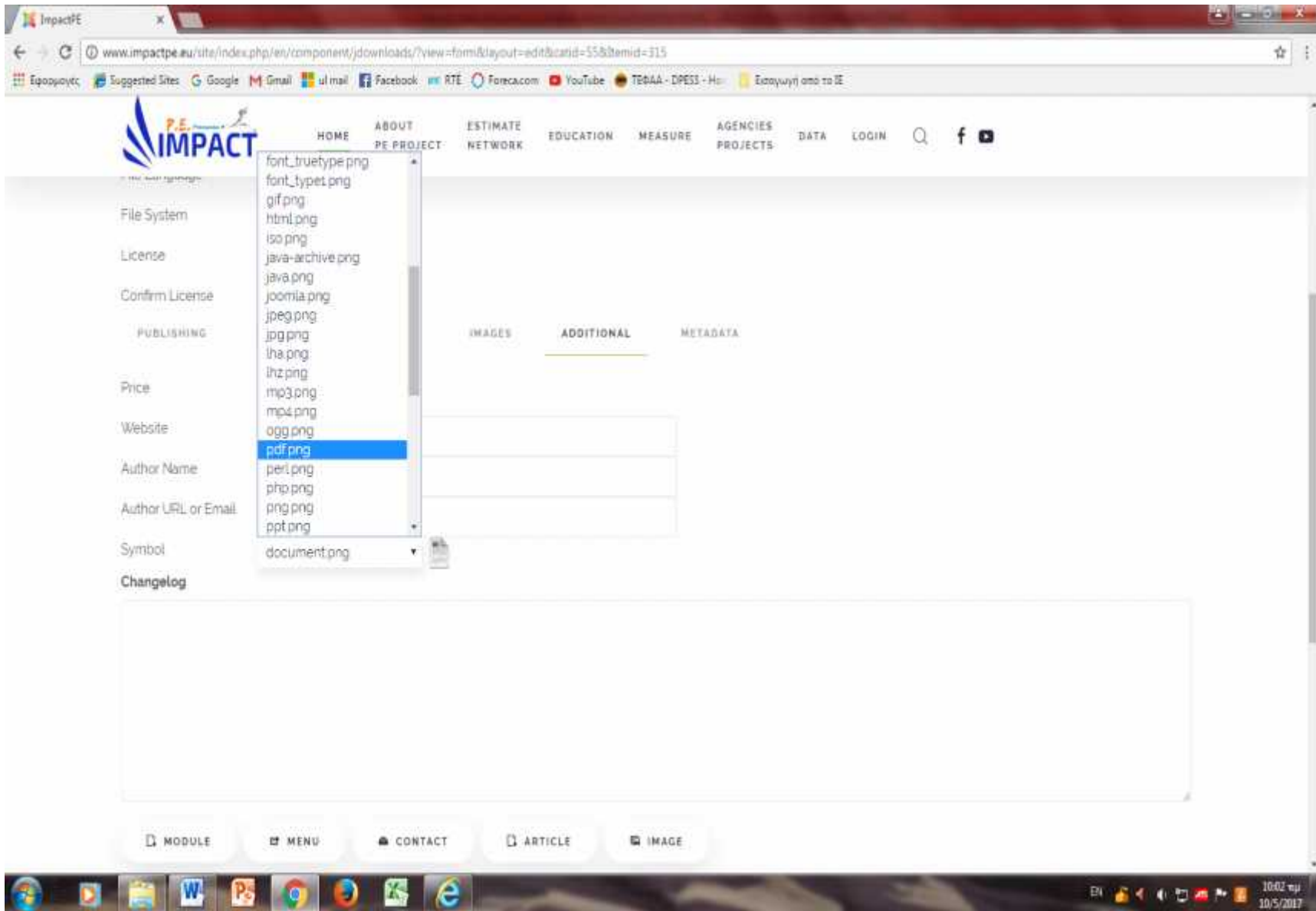
File Date

Select Preview File

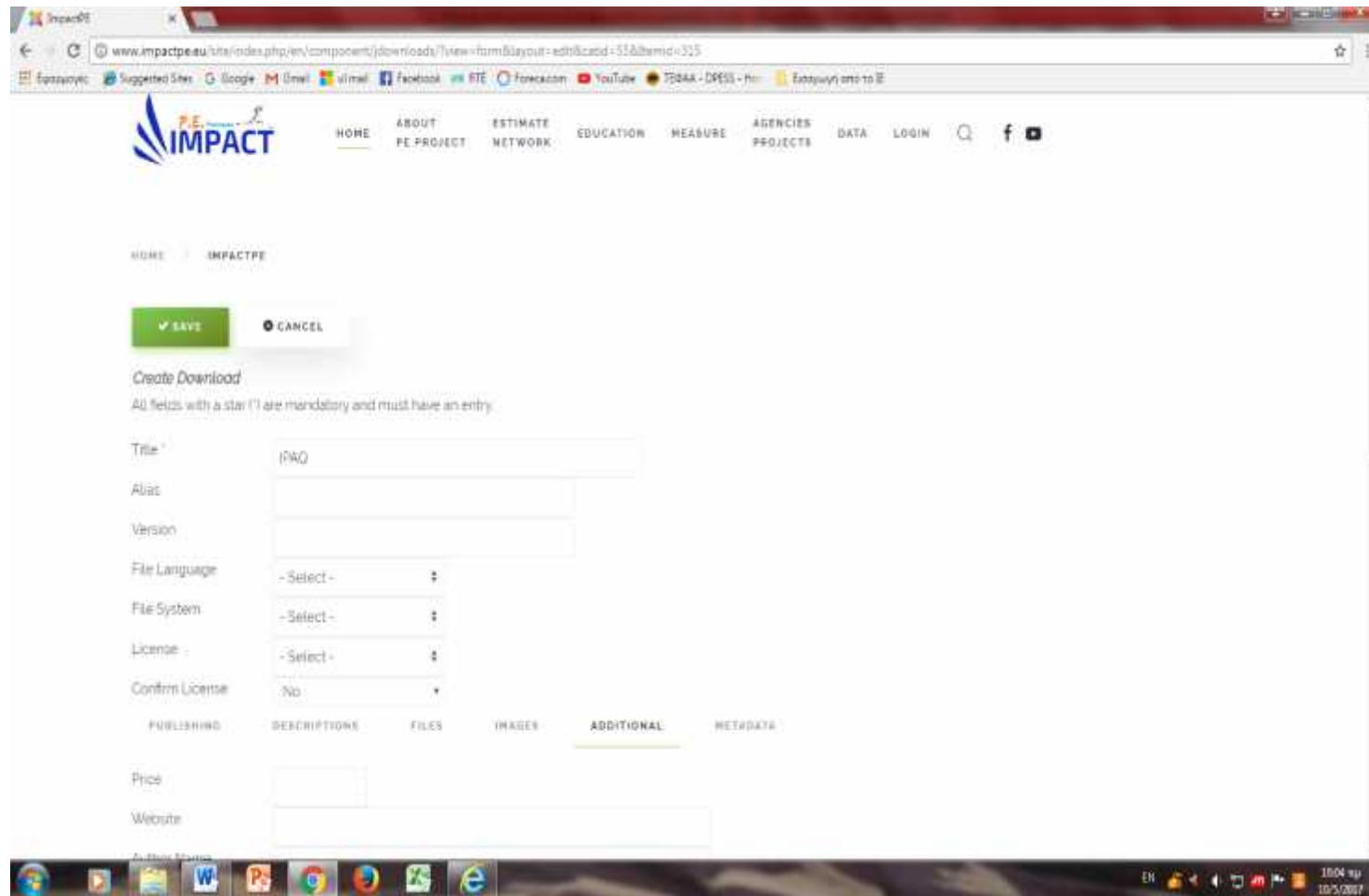
Maximum upload size: 24.00 MB

Allowed file extensions: mp3 mp4

Then, check **Additional** and select the format of the file e.g. **pdf.png** (or you can avoid this step, but then readers do not know that this file is pdf)



And finally check **SAVE**. You can repeat the same procedure if you want to add a new file in the same sub-folder or in another folder.





Message

Item successfully submitted.

Overview Search UP Add

-- g.PA_sport_exercise_behav

Category: g.PA_sport_exercise_behav_in_after_school_settings

g.PA_sport_exercise_behav_in_after_school_settings Files: 1

Files Select all files:



Information	
Created	15-05-2017
Created by	Xiomridas
Size	353.23 KB
Downloads	0

Continue

Back

Powered by Downloads

IMPORTANT: Every time you add a file in a sub-folder, you need to go to the **EXCEL** file of each sub-folder e.g. **“4goals_IM_thoughts_affect_in_PE”** and write in the excel line where you will find your name what you have added. Also, it would be very useful to write some positive aspects of the measure you have already suggested.

Go Data & check MEASURE EXCEL FILES

The screenshot shows a web browser window displaying the Impact PE website. The browser's address bar shows the URL: www.impactpe.eu/site/index.php/en/data/activity-package-files. The website's navigation menu includes: HOME, ABOUT PE PROJECT, ESTIMATE NETWORK, EDUCATION, MEASURE, AGENCIES PROJECTS, DATA (highlighted), LOGIN, and social media icons for Facebook and YouTube.

The main content area is divided into two panels. The left panel, titled "Impact Files Tree", shows a hierarchical list of folders and files:

- Overview
 - AP0 HELP [1]
 - AP1 COORDINATION - MANAGEMENT [10]
 - Kick-off Meeting-workshop_1 [10]
 - Meeting-workshop_2
 - Meeting-workshop_3
 - Meeting-workshop_4
 - Meeting-workshop_5
 - Meeting-workshop_6
 - AP2 IMPACT WEBSITE
 - Website Study
 - AP3 MEASURE DEVELOPMENT [5]
 - AP3.2 Item pool [5]
 - 3 PE_perc_climate_needs_satisfact
 - 4 goals_IM_thoughts_affect_in_PE [3]
 - 5 attitudes_intent_self_regulat_efficacy_after_[2]
 - 6 PA_behavior_in_PE
 - 7 Sport_PA_environment_after_school_barriers_fa
 - 8 goals_IM_thoughts_affect_in_after_school_spor
 - 9 PA_sport_exercise_behav_in_after_school_self
 - AP4 DATA COLLECTION
 - Time-1 Main Study in 6 countries
 - Time-2 Main Study in 4 countries
 - Accelerometer Study in 3 countries
 - Partner interviews - qualitative data
 - AP5 EDUCATIONAL MATERIAL
 - AP6 ONLINE TEACHER EDUCATION
 - AP7 DATA ANALYSIS

The right panel, titled "ACTIVITY PACKAGE FILES", displays a list of files under the heading "MEASURE EXCEL FILES". The files listed are:

- Measurement invariance of the Behavioural Regulation in Sport Questionnaire when completed by young athletes across five European countries (2017-05-09)
- 1_Lomsdale_et_al_2008 (AP3 MEASURE DEVELOPMENT/AP3.2_item_pool/4goals_IM_thoughts_affect_in_PE)
- Sallis Self-efficacy Scale for exercise (2017-05-09)
- Haas et al 2010_PVAI_PA Self efficacy (AP3 MEASURE DEVELOPMENT/AP3.2_item_pool/5attitudes_intent_self_regulat_efficacy_after_school_sport_exerc)

An "EDIT" button is visible at the bottom right of the file list.

For every sub-folder of measure, we have 7 different EXCEL files

Measure Excel Files

www.impactpe.eu/site/index.php/en/data/measure-excel-files

HOME ABOUT PE PROJECT ESTIMATE NETWORK EDUCATION MEASURE AGENCIES PROJECTS DATA LOGIN

3_PE_perc_climate_needs_satisfact
READ MORE

4_goals_im_thoughts_affect_in_pe
READ MORE

5_attitudes_intent_self_regulat_efficacy_after_school_sport_exerc
READ MORE

6_PA_behavior_in_PE
READ MORE

7_Sport_PA_environment_after_school_barriers_facilitators_etc
READ MORE

8_goals_IM_thoughts_affect_in_after_school_sport_exerc
READ MORE

EDIT

10:36 AM 10/5/2017

For example, if you check **READ MORE** in the sub-folder “**4goals_IM_thoughts_affect_in_PE**”, you will see there an **EXCEL** file with all partners name. Here you (1) can write the name of the file/ measure (**MEASURE 1**) and (1) then **it is helpful to** write the positive aspects of this measure and the negative aspects of this measure (**EVALUATION M1, Evaluation M2**). If you added a **second file/ measure**, you will write it at the box “**Measure 2**” etc. For example here, **Prof Papaioannou** in his excel line has already suggested **2 kind of measures [Measure 1: 2 Achievement Goals in PE (task, ego) - TEOSQ: Duda, J. L., & Nicholls, J. G. (1992). Dimensions of achievement motivation in school work and sport. Journal of educational psychology, 84(3), 290-299: Measure 2: 5 Behavioral regulations BRSD (Lonsdale et al. 2008)]**. **PLEASE DO NOT OVERWRITE ON ONE’S COMMENTS BUT ADD YOUR OWN OPINION ABOUT THIS MEASURE IN THE LINE OF YOUR NAME IN THE RELATED COLUMN. YOU CAN CREATE A NEW COLUMN FOR ANOTHER MEASURE THAT YOU WANT TO PROPOSE FOR THIS GROUP OF MEASURES.** The system automatically save what you write inside the excel file. **YOU DON’T HAVE TO SAVE!**

The screenshot shows a web browser displaying an Excel spreadsheet titled "4_goals_im_thoughts_affect_in_pe". The spreadsheet is viewed in a web browser window with the URL "www.impactpe.eu/.../index.php/en/data/measure-excel-files?id=80". The spreadsheet has columns for Measure 1, Evaluation M1, Evaluation M2, Measure 2, Evaluation M1, and Evaluation M2. The first row contains the name "Papaioannou" and detailed descriptions for two measures. The second measure is "5 Behavioral regulations BRSD (Lonsdale et al. 2008)". The spreadsheet is viewed in a web browser window with the URL "www.impactpe.eu/.../index.php/en/data/measure-excel-files?id=80".

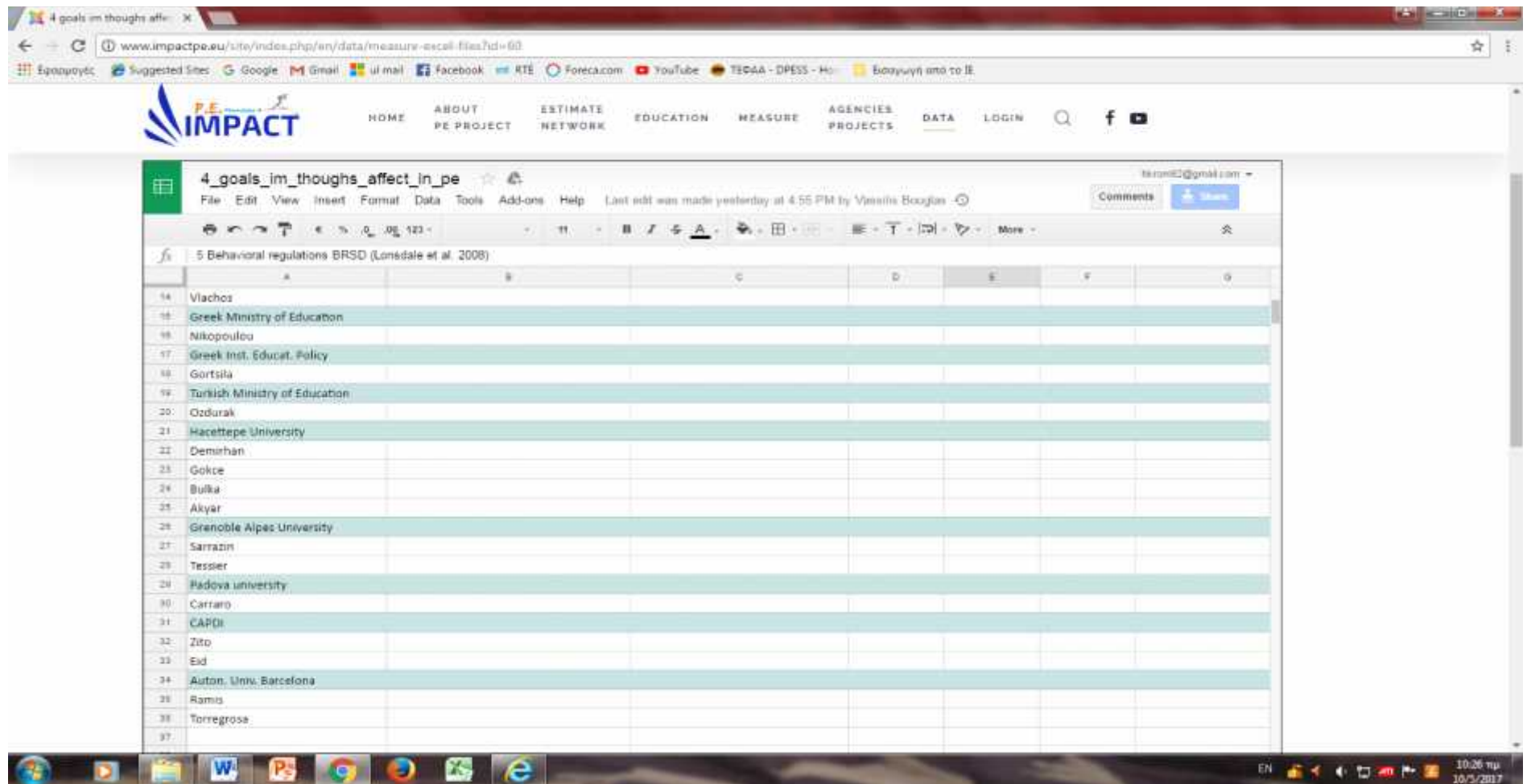
	Measure 1	Evaluation M1	Evaluation M2	Measure 2	Evaluation M1	Evaluation M2
University of Thessaly						
Papaioannou	2 Achievement Goals in PE (task, ego) - TEOSQ: Duda, J. L., & Nicholls, J. G. (1992). Dimensions of achievement motivation in schoolwork and sport. Journal of educational psychology, 84(3), 290-299.	(+) Few dimensions (2). Relatively short (13 items), valid in all IMPACT countries (Duda, J. L. (Ed.), (1998). Advances in sport and exercise psychology measurement. Fitness Information Technology.		5 Behavioral regulations BRSD (Lonsdale et al. 2008)	(+) tested across 4 IMPACT countries (Vbardich et al. 2013)	(-) multidimens (5 factors) exploratory (weak) but (strong) dimensionality (Vbardich (2013)
Krommidas						
Digelidis						
Hatzigeorgiadis						
Comoutos						
Theodorakis						
Sympas						
Goudas						
Bouglat						
Vavatis						
Gorozidis						
Vlachos						
Greek Ministry of Education						
Nikopoulou						
Greek Inst. Educat. Policy						

Another example: Mr Krommidas at the excel file of the sub-folder **5 attitudes intent self regulat efficacy after school sport exerc**, has suggested 2 measures about self-efficacy

The screenshot shows a web browser window displaying an Excel spreadsheet. The browser's address bar shows the URL: www.impactpe.eu/sites/index.php/en/data/measure-excel-files?id=58. The browser's toolbar includes various icons for search, social media, and utility. The spreadsheet is titled "5_attitudes_intent_self_regulat_efficacy_after_school_sport_exerc" and is open in a window titled "5_attitudes_intent_self_regulat_efficacy_after_school_sport_exerc". The spreadsheet has a header row with columns A through G. The data is organized as follows:

	A	B	C	D	E	F	G
1		Measure 1	Evaluation M1	Evaluation M2	Measure 2	Evaluation M1	Evaluation M2
2	University of Thessaly						
3	Papaloannou						
4		Haas et al 2010_PAAI_PA: Measuring Self-Efficacy: Development of the Physical Activity Assessment Inventory			Sallis et al 1988 Self-efficacy Scale for exercise		
5	Krommidas						
6	Digelidis						
7	Hatzigeorgiadis						
8	Comoutos						
9	Theodorakis						
10	Sympas						
11	Goudas						
12	Boufias						
13	Vavalis						
14	Goroizidis						
15	Vlachos						
16	Greek Ministry of Education						

Every time you add a file in a sub-folder, you need to come here in the specific excel file of the sub-folder and write in your excel line what kind of measure you suggested. The system automatically save what you write inside the excel file. **YOU DON'T HAVE TO SAVE!**



The screenshot shows a web browser window displaying an Excel spreadsheet. The browser's address bar shows the URL: www.impactpe.eu/site/index.php/en/data/measure-excel-files?id=60. The website header includes the logo for "IMPACT" and navigation links: HOME, ABOUT PE PROJECT, ESTIMATE NETWORK, EDUCATION, MEASURE, AGENCIES PROJECTS, DATA, LOGIN, and social media icons for Facebook and YouTube. The spreadsheet is titled "4_goals_im_thoughts_affect_in_pe" and contains a list of institutions and researchers. The rows are highlighted in alternating light blue and white colors. The data in the spreadsheet is as follows:

	A	B	C	D	E	F	G
14	Vlachos						
15	Greek Ministry of Education						
16	Nikopoulou						
17	Greek Inst. Educat. Policy						
18	Gortsila						
19	Turkish Ministry of Education						
20	Ozduvak						
21	Hacettepe University						
22	Demirhan						
23	Gokce						
24	Bulka						
25	Akyar						
26	Grenoble Alpes University						
27	Sarrasin						
28	Tessier						
29	Padova university						
30	Carraro						
31	CAPDI						
32	Zito						
33	Eid						
34	Auton. Univ. Barcelona						
35	Ramis						
36	Torregrosa						
37							

Finally, here in the DATA (ACTIVITY PACKAGE FILES), you can check the other folders from **AP4 DATA COLLECTION TO AP9 PROJECT EVALUATION** and their sub-folders

The screenshot shows a web browser window displaying the IMPACT website. The browser's address bar shows the URL www.impactpe.eu/site/index.php/en/data/activity-package-files. The website's navigation menu includes: HOME, ABOUT PE PROJECT, ESTIMATE NETWORK, EDUCATION, MEASURE, AGENCIES PROJECTS, DATA (highlighted), and LOGIN. A search icon and social media links for Facebook and YouTube are also present.

The main content area features a dark blue sidebar navigation menu with the following categories and sub-items:

- AP4 DATA COLLECTION
 - Time-1 Main Study in 6 countries
 - Time-2 Main Study in 4 countries
 - Accelerometer Study in 3 countries
 - Partner interviews – qualitative data
- AP5. EDUCATIONAL MATERIAL
 - IMPACT enhanced power-point
 - Enhanced power-points & exercises
- AP6. ONLINE TEACHER EDUCATION
 - Invitation of PE teachers x 4 countries
 - Delivery of webinars in 4 countries
 - Facilitation of PE networking
 - Website feedback to teachers, students
- AP7. DATA ANALYSIS
 - Analysis of data from Pilot Studies
 - Analysis of Time-1 Data
 - Analysis of Intervention Data
 - Data analysis of accelerometer Study
 - Data analysis of Website feedback St
 - Analysis of qualitative data
 - ROADMAP report including results & suggestions
- AP8. DISSEMINATION
 - Project presentations in Press, Website
 - Development of ESTIMATE network
 - Congress Activities & Final Event
- AP9. PROJECT EVALUATION [1]
 - Kick-off Meeting Evaluation [1]

On the right side of the page, a green box highlights a specific activity package file:

- Hasas et al 2010_PAAI_PA Self efficacy
- 2017-05-09
- AP3 MEASURE
- DEVELOPMENT/AP3_2_Item_pool/attitudes_interv_self_regAM_efficiency_after_school_sport_invic

An "EDIT" button is visible in the bottom right corner of the content area. The Windows taskbar at the bottom shows the time as 10:34 AM on 10/5/2017.

Thank you very much for your attention!