

Go to :

www.impactpe.eu

Go to LOGIN

Ληθαίων Hotel :: Τρίκολα Θ: X New Tab X Home X +

www.impactpe.eu/site/index.php/en/ impactpe.eu

CONTACT US LOGIN

IMPACT P.E. Promotes

HOME ABOUT PE PROJECT ESTIMATE NETWORK EDUCATION MEASURE AGENCIES PROJECTS DATA LOGIN

ERASMUS+ PROJECT

IMPACT PE

Identification & Motivation of Youth who mostly need Physical ACTivity

Latest News

www.impactpe.eu/site/index.php/en/login

Enter username & password & Create your profile



HOME / LOGIN

Username * sakispap

Password * ●●●●●●●●

Remember me

LOG IN

[FORGOT YOUR PASSWORD?](#)

[FORGOT YOUR USERNAME?](#)



Go to DATA & select ACTIVITY PACKAGE FILES

P.E. IMPACT P.E. Promotes

HOME ABOUT PE PROJECT ESTIMATE NETWORK EDUCATION MEASURE AGENCIES PROJECTS DATA LOGIN

HOME / LOGIN

Profile

Name Papaioannou
Username sakispap
Registered Date Tuesday, 09 May 2017
Last Visited Date Wednesday, 10 May 2017

Basic Settings

Editor No Information Entered
Time Zone No Information Entered
Frontend Language No Information Entered

ACTIVITY PACKAGE FILES
MEASURE EXCEL FILES

EDIT PROFILE

Co-funded by the **P.E. IMPACT** P.E. Promotes

www.impactpe.eu/site/index.php/en/login/profile#

One folder for each "Activity Package" (AP). Below "print screens" about the content of each folder.

The screenshot displays the website's navigation bar and two main content panels. The navigation bar includes links for HOME, ABOUT PE PROJECT, ESTIMATE NETWORK, EDUCATION, MEASURE, AGENCIES PROJECTS, DATA, LOGIN, and social media icons for Facebook and YouTube. The 'Impact Files Tree' panel on the left lists various activity packages (AP0-AP9) under an 'Overview' section. The 'Latest Files Added' panel on the right shows a list of recent uploads, including research papers and documents, with their titles, dates, and file paths. An 'EDIT' button is visible at the bottom right of the 'Latest Files Added' panel.

Impact Files Tree

- Overview
 - AP0 HELP [1]
 - AP1 COORDINATION - MANAGEMENT [10]
 - AP2 IMPACT WEBSITE
 - AP3 MEASURE DEVELOPMENT [5]
 - AP4 DATA COLLECTION
 - AP5. EDUCATIONAL MATERIAL
 - AP6. ONLINE TEACHER EDUCATION
 - AP7. DATA ANALYSIS
 - AP8. DISSEMINATION
 - AP9. PROJECT EVALUATION [1]

Latest Files Added

- 1_Duda & Nicholls.1992 Dimensions of Achievement Motivation in Schoolwork and Sport
2017-05-09
AP3 MEASURE DEVELOPMENT/AP3.2_item_pool/4.goals_IM_thoughts_affect_in_PE
- Measurement invariance of the Behavioural Regulation in Sport Questionnaire when completed by young athletes across five European countries
2017-05-09
AP3 MEASURE DEVELOPMENT/AP3.2_item_pool/4.goals_IM_thoughts_affect_in_PE
- 1_Lonsdale_et_al_2008
2017-05-09
AP3 MEASURE DEVELOPMENT/AP3.2_item_pool/4.goals_IM_thoughts_affect_in_PE
- Sallis Self-efficacy Scale for exercise
2017-05-09
AP3 MEASURE DEVELOPMENT/AP3.2_item_pool/5.attitudes_intent_self_regulat_efficacy_after_school_sport_exerc
- Haas et al 2010_PAAI_PA Self efficacy
2017-05-09
AP3 MEASURE DEVELOPMENT/AP3.2_item_pool

EDIT

APoHELP Contains this file and the F4, which is the file from the Application Form related to Aps.

The screenshot shows a web browser window with the URL www.impactpe.eu/site/index.php/en/component/fdownloads/category/56-ap0-help?Itemid=315. The website header includes the ImpactPE logo and navigation menu items: HOME, ABOUT PE PROJECT, ESTIMATE NETWORK, EDUCATION, MEASURE, AGENCIES PROJECTS, DATA, LOGIN, and social media icons for Facebook and YouTube.

The main content area is titled "HOME" and contains navigation icons for Overview, Search, Up, and Add. A dropdown menu is set to "APo HELP". Below this, the category "APo HELP" is displayed with a folder icon and "Files: 1".

The "Files:" section shows a single file: "How_to_read_and_save_in_it" with a "NEW" badge and a checkbox.

The "Information" table for the file is as follows:

Information	
Created	31 09-05-2017
Created by	VASSILIS BOUGLAS
Size	736.5 KB
Downloads	0

The Windows taskbar at the bottom shows the system tray with the time 8:19 πμ and date 10/5/2017, along with various application icons.

Each folder contains sub-folders depending on the activities and deliverables. For example, AP1 COORDINATION – MANAGEMENT contains sub-folders for all the IMPACT Meetings (e.g., Kick-off meeting), AP2 IMPACT WEBSITE folder contains a sub-folder with the name Website Study etc.

The screenshot displays the Impact PE website interface. The browser address bar shows the URL www.impactpe.eu/site/index.php/en/data/activity-package-files. The website header includes the Impact PE logo and navigation links: HOME, ABOUT PE PROJECT, ESTIMATE NETWORK, EDUCATION, MEASURE, AGENCIES PROJECTS, DATA (highlighted), LOGIN, and social media icons for Facebook and YouTube.

The main content area is divided into two sections:

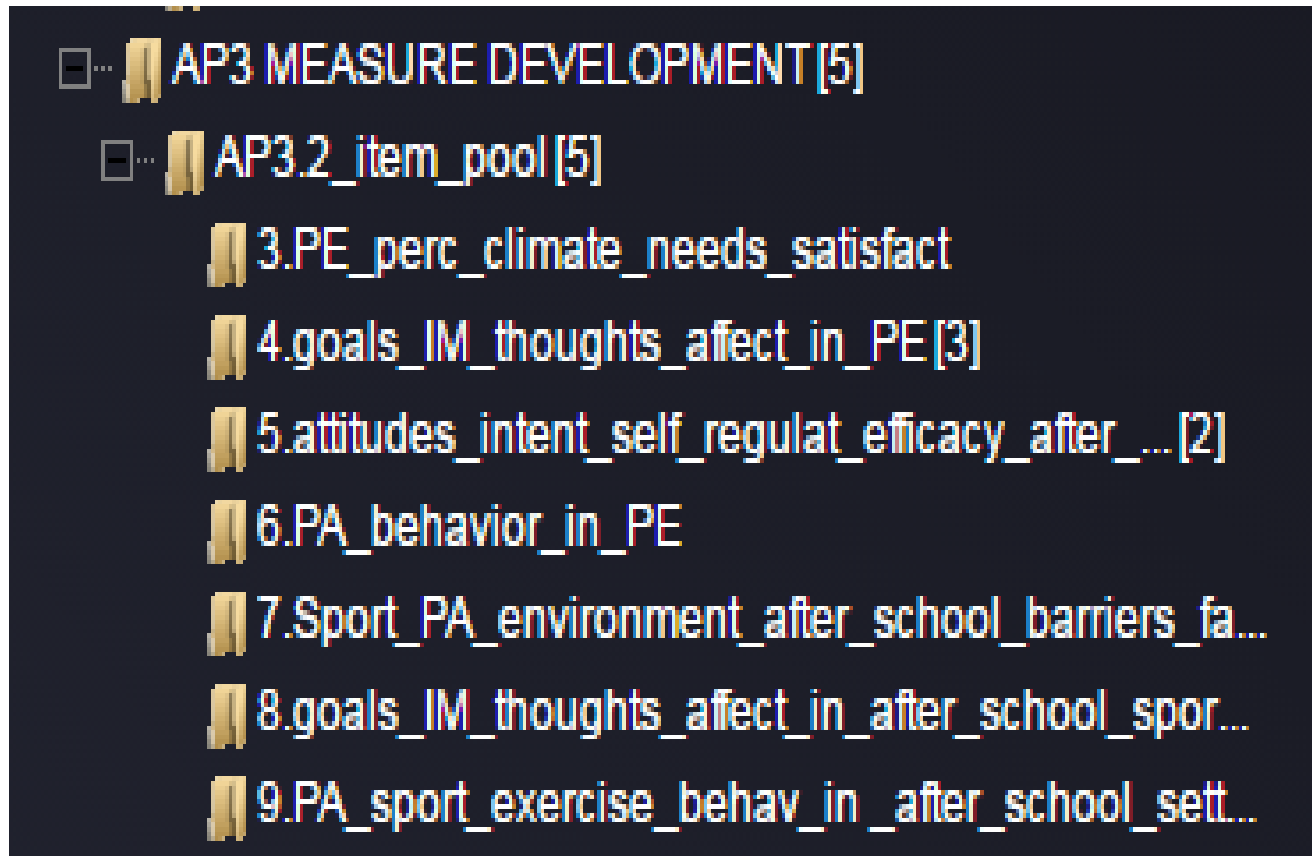
- Impact Files Tree:** A hierarchical list of folders and files. The tree includes:
 - Overview
 - AP0 HELP [1]
 - AP1 COORDINATION - MANAGEMENT [10]
 - Kick-off Meeting-workshop_1 [10]
 - Meeting-wokshop_2
 - Meeting-wokshop_3
 - Meeting-workshop_4
 - Meeting-wokshop_5
 - Meeting-wokshop_6
 - AP2 IMPACT WEBSITE
 - Website Study
 - AP3 MEASURE DEVELOPMENT [5]
 - AP3_2_item_pool [5]
 - 3.PE_perc_climate_needs_satisfact
 - 4.goals_IM_thoughts_affect_in_PE [3]
 - 5.attitudes_intent_self_regulat_efficacy_after_... [2]
 - 6.PA_behavior_in_PE
 - 7.Sport_PA_environment_after_school_barriers_fa...
 - 8.goals_IM_thoughts_affect_in_after_school_spor...
 - 9.PA_sport_exercise_behav_in_after_school_sett...
 - AP4 DATA COLLECTION
 - AP5. EDUCATIONAL MATERIAL
 - AP6. ONLINE TEACHER EDUCATION
 - AP7. DATAANALYSIS
 - AP8. DISSEMINATION
 - AP9. PROJECT EVALUATION [1]
- Latest Files Added:** A list of recent uploads with their titles, dates, and associated item pool information:
 - 1_Duda & Nicholls.1992 Dimensions of Achievement Motivation in Schoolwork and Sport (2017-05-09)
 - Measurement invariance of the Behavioural Regulation in Sport Questionnaire when completed by young athletes across five European countries (2017-05-09)
 - 1_Lonsdale_et_al_2008 (2017-05-09)
 - Sallis Self-efficacy Scale for exercise (2017-05-09)
 - Haas et al 2010_PAAI_PA Self efficacy (2017-05-09)

The Windows taskbar at the bottom shows the system clock at 9:28 πμ on 10/5/2017, along with various application icons and system tray icons.

For example, if you check sub-folder “Kick-off Meeting workshop_1”, you will find inside **10 pdf files** with deliverables about this meeting.

The screenshot shows a web browser window displaying the ImpactPE website. The address bar shows the URL: www.impactpe.eu/site/index.php/en/component/jdownloads/category/9-kick-off-meeting-workshop-1?Itemid=315. The website header includes the Impact logo and a navigation menu with items: HOME, ABOUT PE PROJECT, ESTIMATE NETWORK, EDUCATION, MEASURE, AGENCIES PROJECTS, DATA, LOGIN. Below the header, there are icons for Overview, Search, Up, and Add, along with a dropdown menu set to '- Kick-off Meeting-workshop'. The main content area shows the category 'Kick-off Meeting-workshop_1' with a sub-category 'Kick-off Meeting-workshop_1' containing 10 files. The first file listed is 'KICK-OFF MEETING INTRODUCTION' (2.29 MB, 9 downloads). Below it is 'Kickoff Coordination IMPACT' (2.24 MB). Each file entry has an 'Information' box showing details like 'Created' (22-03-2017), 'Created by' (VASSILIS BOUGLAS), 'Size', and 'Downloads'. The Windows taskbar at the bottom shows the system tray with the date and time: 9:30 πμ, 10/5/2017.

Each folder contains sub-folders depending on the activities and deliverables. **In the next few months we will work on the “AP3 MEASURE DEVELOPMENT”** folder and the following sub-folder “AP3.2_item_pool”, which contains other sub-folders relating to each group of measures we need to use (next).



AP3.2_item_pool folder contains the files below. There is a sub-folder for each measuring instrument based on the groups of measures we need to deliver (see next page). In each sub-folder you will share the pdf files for every instrument you suggest in the excel file respectively.

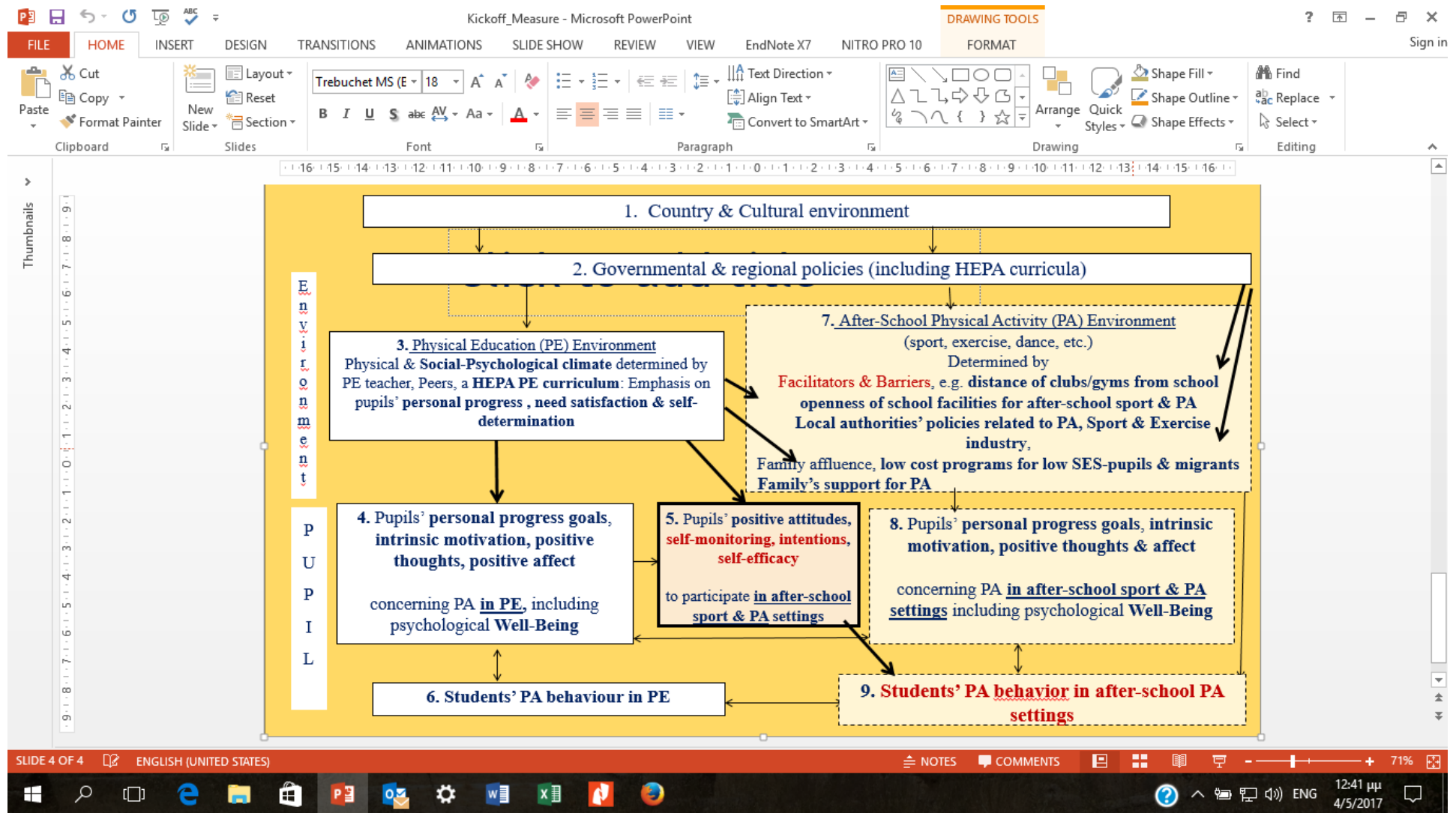
The screenshot shows a web browser window displaying the Impact PE website. The browser's address bar shows the URL www.impactpe.eu/site/index.php/en/data/activity-package-files. The website header includes the Impact PE logo and navigation links: HOME, ABOUT PE PROJECT, ESTIMATE NETWORK, EDUCATION, MEASURE, AGENCIES PROJECTS, DATA (highlighted), LOGIN, and search/social media icons.

The main content area is divided into two sections:

- Impact Files Tree:** A dark sidebar containing a hierarchical list of files and folders. The 'AP3 MEASURE DEVELOPMENT [5]' folder is expanded to show the 'AP3.2_item_pool [5]' sub-folder, which contains the following files:
 - 3.PE_perc_climate_needs_satisfact
 - 4.goals_IM_thoughts_affect_in_PE [3]
 - 5.attitudes_intent_self_regulat_efficacy_after_... [2]
 - 6.PA_behavior_in_PE
 - 7.Sport_PA_environment_after_school_barriers_fa...
 - 8.goals_IM_thoughts_affect_in_after_school_spor...
 - 9.PA_sport_exercise_behav_in_after_school_sett...
- Latest Files Added:** A light green sidebar listing recent uploads with their titles, dates, and file paths:
 - 1_Duda & Nicholls.1992 Dimensions of Achievement Motivation in Schoolwork and Sport**
2017-05-09
AP3 MEASURE DEVELOPMENT/AP3.2_item_pool/4.goals_IM_thoughts_affect_in_PE
 - Measurement invariance of the Behavioural Regulation in Sport Questionnaire when completed by young athletes across five European countries**
2017-05-09
AP3 MEASURE DEVELOPMENT/AP3.2_item_pool/4.goals_IM_thoughts_affect_in_PE
 - 1_Lonsdale_et_al_2008**
2017-05-09
AP3 MEASURE DEVELOPMENT/AP3.2_item_pool/4.goals_IM_thoughts_affect_in_PE
 - Sallis Self-efficacy Scale for exercise**
2017-05-09
AP3 MEASURE DEVELOPMENT/AP3.2_item_pool/5.attitudes_intent_self_regulat_efficacy_after_school_sport_exerc
 - Haas et al 2010_PAAI_PA Self efficacy**
2017-05-09
AP3 MEASURE DEVELOPMENT/AP3.2_item_pool/5.attitudes_intent_self_regulat_efficacy_after_school_sport_exerc

An 'EDIT' button is located at the bottom right of the 'Latest Files Added' section. The Windows taskbar at the bottom shows the system clock as 9:28 πμ 10/5/2017.

Structure of “groups of measures”



For example, if you check folder "4goals_IM_thoughts_affect_in_PE", you will see that Papaioannou, Sympas & Krommidas have suggested the following 3 pdf files/ papers related to this group of measurs.

The screenshot shows a web browser window displaying the ImpactPE website. The address bar shows the URL: www.impactpe.eu/site/index.php/en/component/jdownloads/category/50-4-goals-im-thoughts-affect-in-pe?Itemid=315. The website header includes the ImpactPE logo and navigation menus for HOME, ABOUT PE PROJECT, ESTIMATE NETWORK, EDUCATION, MEASURE, AGENCIES PROJECTS, DATA, and LOGIN. Below the header, there is a 'Files:' section with a 'Select all files:' button. Three PDF files are listed, each with a 'NEW' badge and a checkbox. Each file has an associated 'Information' box showing its metadata.

File Name	Created	Created by	Size	Downloads
1_Lonsdale_et_al_2008	09-05-2017	Krommidas	197.47 KB	0
Measurement invariance of the Behavioural Regulation in Sport Questionnaire when completed by young athletes across five European countries	09-05-2017	Sympas	140.55 KB	0
1_Duda & Nicholls.1992 Dimensions of Achievement Motivation in Schoolwork and Sport	09-05-2017	Papaioannou	790.09 KB	0

For example, if you check sub-folder “5.attitudes_intent_self_regulat_efficacy_after_school_sport_exerc”, you will see that Krommidas suggested 2 pdf files for this area of measures

ImpactPE

www.impactpe.eu/site/index.php/en/component/downloads/category/51-5-attitudes-intent-self-regulat-efficacy-after-school-sport-exerc?Itemid=315

Εφαρμογές Suggested Sites Google Gmail ul mail Facebook RTÉ RTÉ Foreca.com YouTube ΤΕΦΑΑ - DPSS - Ηομ Εισαγωγή από το IE

IMPACT P.E. Προγράμματα

HOME ABOUT PE PROJECT ESTIMATE NETWORK EDUCATION MEASURE AGENCIES PROJECTS DATA LOGIN

Overview Search Up Add

Category: 5.attitudes_intent_self_regulat_efficacy_after_school_sport_exerc

Order Files by: Default | Name | Author | Date

5.attitudes_intent_self_regulat_efficacy_after_school_sport_exerc Files: 2

Files: **Select all files:**

Haas et al 2010_PAAI_PA Self efficacy **NEW**

Information

Created	31 09-05-2017
Created by	Krommidas
Size	158.85 KB
Downloads	0

Sallis Self-efficacy Scale for exercise **NEW**

Information

Created	31 09-05-2017
Created by	Krommidas
Size	107.41 KB
Downloads	0

9:39 πμ 10/5/2017

HOW YOU ADD NEW FILES INSIDE THE SUB-FOLDERS?

For example, in the sub-folder “9.PA_sport_exercise_behav_in_after_school_settings”, I want to add a new measure, a new pdf file. Check sub-folder “9.PA_sport_exercise_behav_in_after_school_settings” and then check **Add**.

The screenshot shows a web browser window displaying the ImpactPE website. The address bar shows the URL: www.impactpe.eu/site/index.php/en/component/jdownloads/category/55-9-pa-sport-exercise-behav-in-after-school-settings?Itemid=315. The website header includes the ImpactPE logo and a navigation menu with items: HOME, ABOUT PE PROJECT, ESTIMATE NETWORK, EDUCATION, MEASURE, AGENCIES PROJECTS, DATA, LOGIN, and social media icons for Facebook and YouTube. Below the header, there are navigation buttons: Overview, Search, Up, and Add. A dropdown menu is open, showing the selected category: 9.PA_sport_exercise_behav_in_after_school_settings. Below this, a folder icon and the name '9.PA_sport_exercise_behav_in_after_school_settings' are displayed, with 'Files: 0' to its right. A message states: 'No files are available yet for this category.' A 'Back' button is visible at the bottom left. The footer includes the text 'Co-funded by the' followed by the European Union flag and the ImpactPE logo. The Windows taskbar at the bottom shows various application icons and the system tray with the date and time: 9:52 πμ 10/5/2017.

Here in the field **Title**, write the file name e.g. “IPAQ”

The screenshot shows a web browser window with the URL www.impactpe.eu/site/index.php/en/component/jdownloads/?view=form&layout=edit&catid=55&Itemid=315. The page features the ImpactPE logo and a navigation menu with items like HOME, ABOUT PE PROJECT, ESTIMATE NETWORK, EDUCATION, MEASURE, AGENCIES PROJECTS, DATA, and LOGIN. Below the navigation, there are 'SAVE' and 'CANCEL' buttons. The main content area is titled 'Create Download' and includes a note: 'All fields with a star (*) are mandatory and must have an entry.' The form fields are as follows:

- Title * : IPAQ
- Alias : (empty)
- Version : (empty)
- File Language : - Select -
- File System : - Select -
- License : - Select -
- Confirm License : No

Below the form, there are tabs for PUBLISHING, DESCRIPTIONS, FILES (selected), IMAGES, ADDITIONAL, and METADATA. Under the 'FILES' tab, the 'Select Main File' button is highlighted, with the text 'Επιλογή αρχείου' and a message 'Δεν επιλέχθηκε κανένα αρχείο.' Below this, it states 'Maximum upload size: 24.00 MB' and lists 'Allowed file extensions: zip, rar, pdf, txt, doc, docx, xls,xlsx, jpg, bmp, png' and 'Allowed maximum size: 5120 KB'.

The Windows taskbar at the bottom shows the system tray with the date and time: 9:53 πμ 10/5/2017.

Then, select Main File (check Browse) to select the file you want to add e.g. “van der Plog et al 2010 Validation IPAQ CSA” (select & Open)

The screenshot shows the ImpactPE website interface with a file upload form and an open file dialog box. The website has a header with the ImpactPE logo and navigation links. The main content area contains a form for uploading a file, with fields for Title, Alias, Version, File Language, File System, License, and Confirm License. The form is currently in the 'FILES' tab, and the 'Select Main File' field is empty, with a message indicating that no file has been selected. The 'Maximum upload size' is 24.00 MB, and the allowed file extensions are zip, rar, pdf, txt, doc, docx, xls, xlsx, jpg, bmp, png. The 'File Size' field is set to 0. The 'File Date' field is empty. The 'Select Preview File' field is also empty, with a message indicating that no file has been selected. The 'Maximum upload size' is 24.00 MB, and the allowed file extensions are mp3, mp4.

The open file dialog box shows the following files:

Name	Date modified	Type
Craig et al 2003 IPAQ 12-Country-Reliability-and-Validity	4/4/2017 5:20 μμ	Adobe Acrobat D
IPAQ_English_self-admin_short	17/3/2016 1:50 μμ	Adobe Acrobat D
IPAQ_LONG_SELF_02-11-14[1]	21/12/2010 4:36 μμ	Adobe Acrobat D
Maddison et al 2007 Validation DLW IPAQ NZPAQ	5/4/2012 11:39 πμ	Adobe Acrobat D
Papathanasiou et al 2009 Reliability of Short Form_IPAQ	29/1/2011 11:45 πμ	Adobe Acrobat D
Rangul et al 2008 Validation WHO Quest with IPAQ	4/4/2017 5:22 μμ	Adobe Acrobat D
Telford et al 2004 Validity of CLASS_CSA accelerometer	27/3/2011 2:33 μμ	Adobe Acrobat D
van der Plog et al 2010 Validation IPAQ CSA	21/1/2014 2:28 μμ	Adobe Acrobat D
Wang 2013 IPAQ GT3X validation Chinese	21/1/2014 2:15 μμ	Adobe Acrobat D



Create Download

All fields with a star (*) are mandatory and must have an entry.

Title *

Alias

Version

File Language

File System

License

Confirm License

PUBLISHING DESCRIPTIONS FILES IMAGES ADDITIONAL METADATA

Select Main File van der Plog e... IPAQ CSA.pdf

Maximum upload size: **24.00 MB**
Allowed file extensions: zip, rar, pdf, txt, doc, docx, xls, xlsx, jpg, bmp, png
Allowed maximum size: 5120 KB

File Size

File Date

Select Preview File Δεν επιλέχθηκε κανένα αρχείο.

Maximum upload size: **24.00 MB**
Allowed file extensions: mp3, mp4

Then, check **Additional** and select the format of the file e.g. **pdf.png** (or you can avoid this step, but then readers do not know that this file is pdf)

The screenshot shows a web browser window displaying the ImpactPE website. The URL in the address bar is www.impactpe.eu/site/index.php/en/component/jdownloads/?view=form&layout=edit&catid=55&Itemid=315. The website has a navigation menu with links for HOME, ABOUT PE PROJECT, ESTIMATE NETWORK, EDUCATION, MEASURE, AGENCIES PROJECTS, DATA, and LOGIN. A search icon and social media icons for Facebook and YouTube are also present.

The main content area features a form with several fields: File System, License, Confirm License, PUBLISHING, Price, Website, Author Name, Author URL or Email, and Symbol. A dropdown menu is open over the Symbol field, showing a list of file formats. The 'pdf.png' option is highlighted in blue. Other visible options include font_truetype.png, font_type1.png, gif.png, html.png, iso.png, java-archive.png, java.png, joomla.png, jpeg.png, jpg.png, lha.png, lhz.png, mp3.png, mp4.png, ogg.png, perl.png, php.png, png.png, ppt.png, and document.png.

Below the form, there is a 'Changelog' section with a large empty text area. At the bottom of the page, there are buttons for MODULE, MENU, CONTACT, ARTICLE, and IMAGE. The Windows taskbar at the bottom shows the time as 10:02 πμ on 10/5/2017.

And finally check **SAVE**. You can repeat the same procedure if you want to add a new file in the same sub-folder or in another folder.

The screenshot shows a web browser window with the URL www.impactpe.eu/site/index.php/en/component/jdownloads/?view=form&layout=edit&catid=55&Itemid=315. The page features the ImpactPE logo and a navigation menu with items: HOME, ABOUT PE PROJECT, ESTIMATE NETWORK, EDUCATION, MEASURE, AGENCIES PROJECTS, DATA, LOGIN, and social media icons for Facebook and YouTube. Below the navigation, there is a breadcrumb trail: HOME / IMPACTPE. A modal window is open with two buttons: a green 'SAVE' button and a 'CANCEL' button. The main content area is titled 'Create Download' and includes a note: 'All fields with a star (*) are mandatory and must have an entry.' The form contains the following fields:

- Title *: Input field containing 'IPAQ'
- Alias: Input field
- Version: Input field
- File Language: Dropdown menu showing '- Select -'
- File System: Dropdown menu showing '- Select -'
- License: Dropdown menu showing '- Select -'
- Confirm License: Dropdown menu showing 'No'

Below the form, there are tabs for 'PUBLISHING', 'DESCRIPTIONS', 'FILES', 'IMAGES', 'ADDITIONAL' (which is selected), and 'METADATA'. Under the 'ADDITIONAL' tab, there are input fields for 'Price', 'Website', and 'Author Name'. The browser's taskbar at the bottom shows various application icons and the system tray with the date '10/5/2017' and time '10:04 πμ'.

ImpactPE x

www.impactpe.eu/site/index.php/en/component/jdownloads/category/55-9-pa-sport-exercise-behav-in-after-school-settings?Itemid=315

Εισαγωγή Suggested Sites Google Gmail ul mail Facebook RTÉ Foreca.com YouTube TEDAA - DPSS - Hor Εισαγωγή από το IE

IMPACT P.E. PROJECT

HOME ABOUT PE PROJECT ESTIMATE NETWORK EDUCATION MEASURE AGENCIES PROJECTS DATA LOGIN

Message
Item successfully submitted.

Overview Search Up Add -- g.PA_sport_exercise_behz

Category: g.PA_sport_exercise_behav_in_after_school_settings

g.PA_sport_exercise_behav_in_after_school_settings Files: 1

Files: Select all files:

IPAQ NEW

Information	
Created	10-05-2017
Created by	Krommidas
Size	161.23 KB
Downloads	0

Continue

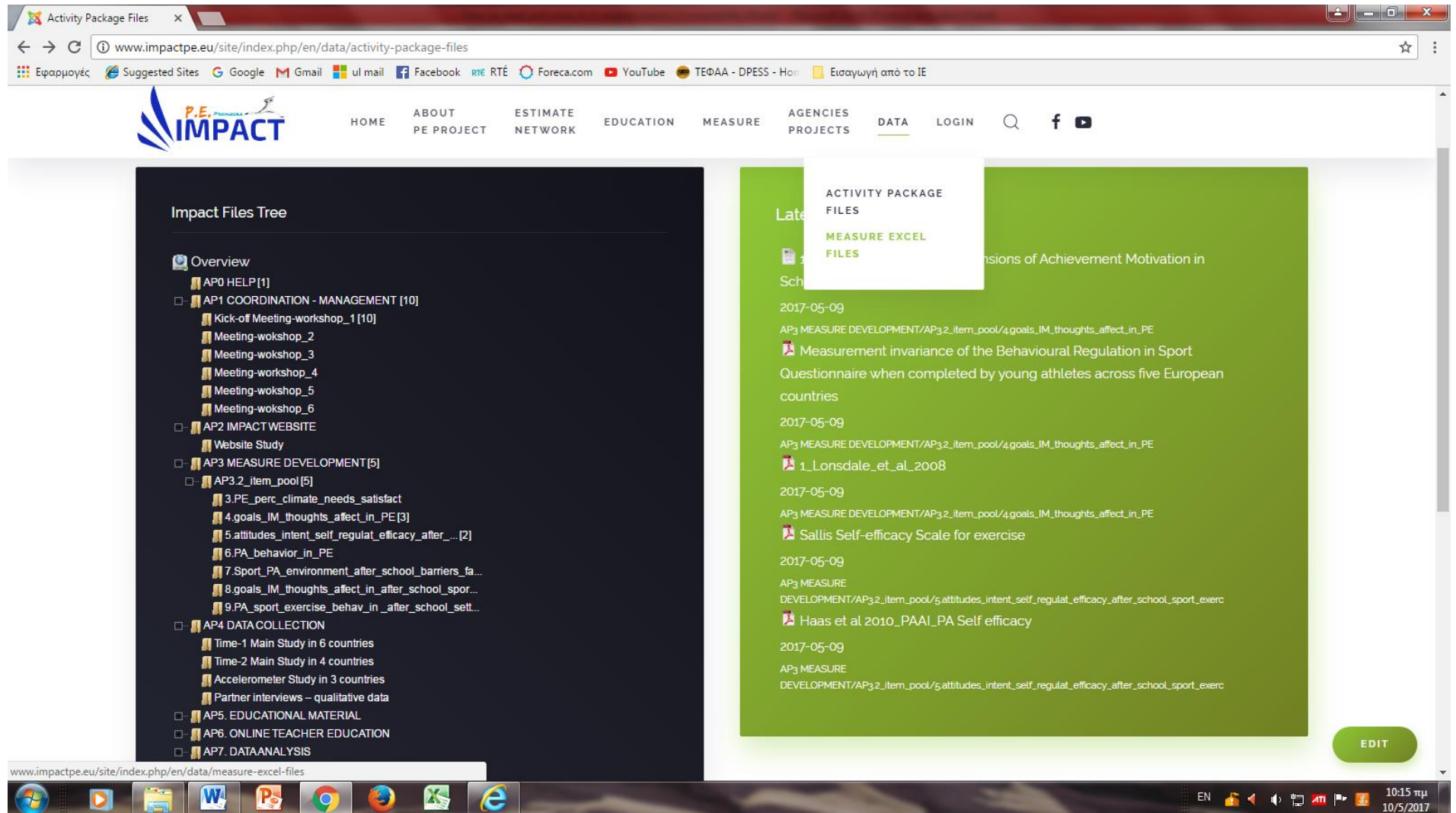
Back

Powered by jDownloads

EN 10:05 πμ 10/5/2017

IMPORTANT: Every time you add a file in a sub-folder, you need to go to the **EXCEL** file of each sub-folder e.g. **“4goals_IM_thoughts_affect_in_PE”** and write in the excel line where you will find your name what you have added. Also, it would be very useful to write some positive aspects of the measure you have already suggested.

Go Data & check MEASURE EXCEL FILES



The screenshot shows a web browser window displaying the IMPACT website. The browser's address bar shows the URL: www.impactpe.eu/site/index.php/en/data/activity-package-files. The website's navigation menu includes: HOME, ABOUT PE PROJECT, ESTIMATE NETWORK, EDUCATION, MEASURE, AGENCIES PROJECTS, DATA, and LOGIN. The main content area is divided into two panels. The left panel, titled 'Impact Files Tree', shows a hierarchical list of folders and files. The right panel, titled 'MEASURE EXCEL FILES', displays a list of files with their titles and dates. A green 'EDIT' button is visible at the bottom right of the right panel.

Impact Files Tree

- Overview
- AP0 HELP [1]
- AP1 COORDINATION - MANAGEMENT [10]
 - Kick-off Meeting-workshop_1 [10]
 - Meeting-wokshop_2
 - Meeting-wokshop_3
 - Meeting-workshop_4
 - Meeting-wokshop_5
 - Meeting-wokshop_6
- AP2 IMPACTWEBSITE
 - Website Study
- AP3 MEASURE DEVELOPMENT[5]
 - AP3_2_item_pool [5]
 - 3.PE_perc_climate_needs_satisfact
 - 4.goals_IM_thoughts_affect_in_PE[3]
 - 5.attitudes_intent_self_regulat_efficacy_after_...[2]
 - 6.PA_behavior_in_PE
 - 7.Sport_PA_environment_after_school_barriers_fa...
 - 8.goals_IM_thoughts_affect_in_after_school_spor...
 - 9.PA_sport_exercise_behav_in_after_school_sef...
- AP4 DATA COLLECTION
 - Time-1 Main Study in 6 countries
 - Time-2 Main Study in 4 countries
 - Accelerometer Study in 3 countries
 - Partner interviews – qualitative data
- AP5 EDUCATIONAL MATERIAL
- AP6 ONLINE TEACHER EDUCATION
- AP7 DATAANALYSIS

MEASURE EXCEL FILES

- 2017-05-09
AP3 MEASURE DEVELOPMENT/AP3_2_item_pool/4.goals_IM_thoughts_affect_in_PE
Measurement invariance of the Behavioural Regulation in Sport Questionnaire when completed by young athletes across five European countries
- 2017-05-09
AP3 MEASURE DEVELOPMENT/AP3_2_item_pool/4.goals_IM_thoughts_affect_in_PE
1_Lonsdale_et_al_2008
- 2017-05-09
AP3 MEASURE DEVELOPMENT/AP3_2_item_pool/4.goals_IM_thoughts_affect_in_PE
Sallis Self-efficacy Scale for exercise
- 2017-05-09
AP3 MEASURE DEVELOPMENT/AP3_2_item_pool/5.attitudes_intent_self_regulat_efficacy_after_school_sport_exerc
Haas et al 2010_PAAI_PA Self efficacy
- 2017-05-09
AP3 MEASURE DEVELOPMENT/AP3_2_item_pool/5.attitudes_intent_self_regulat_efficacy_after_school_sport_exerc

EDIT

For every sub-folder of measure, we have 7 different EXCEL files

Measure Excel Files

www.impactpe.eu/site/index.php/en/data/measure-excel-files

Εφαρμογές Suggested Sites Google Gmail ul mail Facebook RTÉ RTÉ Foreca.com YouTube ΤΕΦΑΑ - DPSS - Ηο Εισαγωγή από το IE

IMPACT P.E. PROMOTES

HOME ABOUT PE PROJECT ESTIMATE NETWORK EDUCATION MEASURE AGENCIES PROJECTS DATA LOGIN

3_PE_perc_climate_needs_satisfact
READ MORE

4_goals_im_thoughts_affect_in_pe
READ MORE

5_attitudes_intent_self_regulat_efficacy_after_school_sport_exerc
READ MORE

6_PA_behavior_in_PE
READ MORE

7_Sport_PA_environment_after_school_barriers_facilitators_etc
READ MORE

8_goals_IM_thoughts_affect_in_after_school_sport_exerc
READ MORE

EDIT

EN 10:16 πμ 10/5/2017

For example, if you check **READ MORE** in the sub-folder “4goals_IM_thoughts_affect_in_PE”, you will see there an **EXCEL** file with all partners name. Here you (1) can write the name of the file/ measure (**MEASURE 1**) and (1) then **it is helpful to** write the positive aspects of this measure and the negative aspects of this measure (**EVALUATION M1, Evaluation M2**). If you added a **second file/ measure**, you will write it at the box “**Measure 2**” etc. For example here, **Prof Papaioannou** in his excel line has already suggested **2 kind of measures [Measure 1: 2 Achievement Goals in PE (task, ego) - TEOSQ: Duda, J. L., & Nicholls, J. G. (1992). Dimensions of achievement motivation in school work and sport. Journal of educational psychology, 84(3), 290-299: Measure 2: 5 Behavioral regulations BRSD (Lonsdale et al. 2008)]. PLEASE DO NOT OVERWRITE ON ONE’S COMMENTS BUT ADD YOUR OWN OPINION ABOUT THIS MEASURE IN THE LINE OF YOUR NAME IN THE RELATED COLUMN. YOU CAN CREATE A NEW COLUMN FOR ANOTHER MEASURE THAT YOU WANT TO PROPOSE FOR THIS GROUP OF MEASURES.** The system automatically save what you write inside the excel file. **YOU DON’T HAVE TO SAVE!**

The screenshot shows a web browser window with the URL www.impactpe.eu/site/index.php/en/data/measure-excel-files?id=60. The website header includes the IMPACT logo and navigation links: HOME, ABOUT PE PROJECT, ESTIMATE NETWORK, EDUCATION, MEASURE, AGENCIES PROJECTS, DATA, LOGIN. Below the header, the text "4 goals im thoughts affect in pe" is displayed.

The Excel spreadsheet is titled "4_goals_im_thoughts_affect_in_pe" and is shared with the user "hkrom82@gmail.com". The spreadsheet has the following structure:

	A	B	C	D	E	F	G
1		Measure 1	Evaluation M1	Evaluation M2	Measure 2	Evaluation M1	Evaluation M2
2	University of Thessaly						
3	Papaioannou	2 Achievement Goals in PE (task, ego) - TEOSQ : Duda, J. L., & Nicholls, J. G. (1992). Dimensions of achievement motivation in schoolwork and sport. Journal of educational psychology, 84(3), 290-299.	(+) Few dimensions (2), Relatively short (13 items), valid in all IMPACT countries (Duda, J. L. (Ed.), (1998). Advances in sport and exercise psychology measurement. Fitness Information Technology.		5 Behavioral regulations BRSD (Lonsdale et al. 2008)	(+) tested across 4 IMPACT countries (Vilardich et al. 2013)	(-) multidimens (5 factors) exploratory (weak) but (strong) dimensionality (Vilardich (2013)
4	Krommidas						
5	Digelidis						
6	Hatzigeorgiadis						
7	Comoutos						
8	Theodorakis						
9	Sympas						
10	Goudas						
11	Bouglas						
12	Vavalis						
13	Gorozidis						
14	Vlachos						
15	Greek Ministry of Education						
16	Nikopoulou						
17	Greek Inst. Educat. Policy						

Another example: Mr Krommidas at the excel file of the sub-folder **5 attitudes intent self regulat efficacy after school sport exerc**, has suggested 2 measures about self-efficacy

The screenshot shows a web browser window displaying an Excel spreadsheet. The browser's address bar shows the URL: www.impactpe.eu/site/index.php/en/data/measure-excel-files?id=58. The browser's toolbar includes various icons for applications, suggested sites, and social media. The spreadsheet is titled "5_attitudes_intent_self_regulat_efficacy_after_school_sport_exerc" and is being viewed by user "hkrom82@gmail.com". The spreadsheet has a header row with columns A through G. The data rows are as follows:

	A	B	C	D	E	F	G
1		Measure 1	Evaluation M1	Evaluation M2	Measure 2	Evaluation M1	Evaluation M2
2	University of Thessaly						
3	Papaioannou						
4		Haas et al 2010_PAAI_PA: Measuring Self-Efficacy: Development of the Physical Activity Assessment Inventory				Sallis et al 1988 Self-efficacy Scale for exercise	
5	Krommidas						
6	Digelidis						
7	Hatzigeorgiadis						
8	Comoutos						
9	Theodorakis						
10	Sympas						
11	Goudas						
12	Bouglas						
13	Vavalis						
14	Gorozidis						
15	Vlachos						
16	Greek Ministry of Education						

Every time you add a file in a sub-folder, you need to come here in the specific excel file of the sub-folder and write in your excel line what kind of measure you suggested. The system automatically save what you write inside the excel file. **YOU DON'T HAVE TO SAVE!**

The screenshot shows a web browser window with the URL www.impactpe.eu/site/index.php/en/data/measure-excel-files?id=60. The browser's address bar also shows the text "Εφαρμογές Suggested Sites Google Gmail ul mail Facebook RTE RTÉ Foreca.com YouTube ΤΕΦΑΑ - DPESS - Ηορ Εισαγωγή από το ΙΕ". The website header includes the IMPACT logo and navigation links: HOME, ABOUT PE PROJECT, ESTIMATE NETWORK, EDUCATION, MEASURE, AGENCIES PROJECTS, DATA, LOGIN, and social media icons for Facebook and YouTube. The main content area displays an online Excel spreadsheet titled "4_goals_im_thoughts_affect_in_pe". The spreadsheet has a menu bar (File, Edit, View, Insert, Format, Data, Tools, Add-ons, Help) and a toolbar with various icons. The spreadsheet content is as follows:

	A	B	C	D	E	F	G
14	Vlachos						
15	Greek Ministry of Education						
16	Nikopoulou						
17	Greek Inst. Educat. Policy						
18	Gortsila						
19	Turkish Ministry of Education						
20	Ozdurak						
21	Hacettepe University						
22	Demirhan						
23	Gokce						
24	Bulka						
25	Akyar						
26	Grenoble Alpes University						
27	Sarrazin						
28	Tessier						
29	Padova university						
30	Carraro						
31	CAPDI						
32	Zito						
33	Eid						
34	Auton. Univ. Barcelona						
35	Ramis						
36	Torregrosa						
37							

The Windows taskbar at the bottom shows the system clock as 10:26 πμ 10/5/2017 and includes icons for various applications like Word, PowerPoint, Chrome, and Internet Explorer.

Finally, here in the DATA (ACTIVITY PACKAGE FILES), you can check the other folders from **AP4 DATA COLLECTION TO AP9 PROJECT EVALUATION** and their sub-folders

The screenshot shows a web browser window with the URL www.impactpe.eu/site/index.php/en/data/activity-package-files. The website header includes the IMPACT logo and navigation links: HOME, ABOUT PE PROJECT, ESTIMATE NETWORK, EDUCATION, MEASURE, AGENCIES PROJECTS, DATA (highlighted), LOGIN, and social media icons for Facebook and YouTube. The left sidebar contains a tree view of folders:

- AP4 DATA COLLECTION
 - Time-1 Main Study in 6 countries
 - Time-2 Main Study in 4 countries
 - Accelerometer Study in 3 countries
 - Partner interviews – qualitative data
- AP5. EDUCATIONAL MATERIAL
 - IMPACT enhanced power-point
 - Enhanced power-points & exercises
- AP6. ONLINE TEACHER EDUCATION
 - Invitation of PE teachers x 4 countries
 - Delivery of webinars in 4 countries
 - Facilitation of PE networking
 - Website feedback to teachers, students
- AP7. DATAANALYSIS
 - Analysis of data from Pilot Studies
 - Analysis of Time-1 Data
 - Analysis of Intervention Data
 - Data analysis of accelerometer Study
 - Data analysis of Website feedback St.
 - Analysis of qualitative data
 - ROADMAP report including results & suggestions
- AP8. DISSEMINATION
 - Project presentations in Press, Website
 - Development of ESTIMATE network
 - Congress Activities & Final Event
- AP9. PROJECT EVALUATION [1]
 - Kick-off Meeting Evaluation [1]

The main content area displays a document titled "Haas et al 2010_PAAI_PA Self efficacy" with a date of "2017-05-09" and a file path: "AP3 MEASURE DEVELOPMENT/AP3_2_item_pool/5 attitudes_intent_self_regulat_efficacy_after_school_sport_exerc". An "EDIT" button is located at the bottom right of the document preview.

Thank you very much for your attention!